



Teknoscan TSI-3000D Detection of Drugs And Fentanyl & Its Analogues

Simple to use just expose sample card to the sample and analyze

Full Detection System



APPLICATION

ONSITE SAMPLING AND ANALYSIS OF UNKNOWN DRUG SAMPLE.

INSTRUMENT PROGRAMMED FOR MOST HARD AND SOFT DRUGS INCLUDING

FENTANYL AND MOST OF ITS ANALOGUES

PROVIDES SAFETY TO POLICEMEN LAW ENFORCEMENT AGENCIES AND CANINE

ONSITE SAMPLING AND ANALYSIS IN SPAN OF <20 SECONDS

PROGRAMMABLE TO DETECT OTHER SUBSTANCES OF CONCERN TO LAW ENFORCEMENT AGENCIES.

DETECTION OF FENTANYL AND ITS ANALOGUES BASED ON SPECIFIC ION DETECTION IN BOTH POSITIVE AND NEGATIVE MODES.

SAMPLE ACQUIRED BY SWIPPING SURFACES, ASPIRATION WITH HAND HELD SAMPLER OR SIMPLY TOUCHING THE PILL

BENEFITS

High confidence alarm using Fast GC-AIMS spectrometry

Consistent result in complex operational environment

Selectable detection modes to fit high-consequence customer applications

Rapid analysis times that meet industry standard

Color touch screen interface allows for quick user commands

Maximizes system operational time with limited maintenance requirements

Rapid clear down (seconds to minutes) after alarm

No consumables

OVERVIEW

This analyzer consists of dual polarity axial ion mobility spectrometer (AIMS). This instrument is designed to detect explosives, drugs, and other threat substances.

Drugs programmed are amphetamine, methamphetamines, oxycodone, fentanyl, cocaine, heroin, PCP, THC and CB.

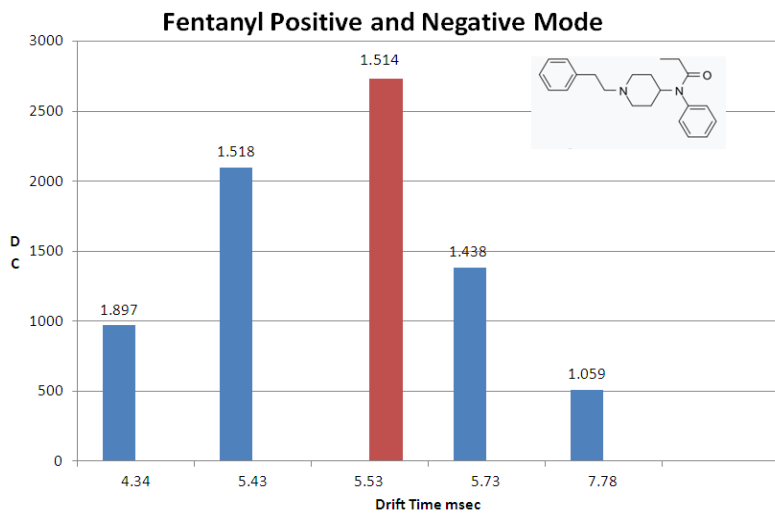
Fentanyl analogues or street pills are also programmed for common ion signatures:
-Acetyl Fentanyl, Methyl Fentanyl, Remifentanyl, Sufentanil, Alfentanil, Butyrylfentanyl, carfentanyl and others.

The results are presented in 2D or 3D graphic display and tabulated for storage and printing.

An external thermal printer is available as an option for hard copy printing of the detect result.

TeknoScan
SYSTEMS

Teknoscan TSI-3000D



TECHNOLOGY

AXIAL ION MOBILITY SPECTROMETER (AIMS)

AIMS	Axial ion mobility spectrometer at atmospheric pressure
Sample Acquisition	Breath analysis, Surface wipe, aspiration
Detection Modes	Positive and negative ions simultaneously fast switching of polarity
Narcotics	A broad range of drugs: heroin, cocaine, methadone, oxycodone, phencyclidine, amphetamines, methamphetamine, THC, Fentanyl and its analogues, marijuana and its metabolite CB.
Programmable Substances	A large number of substances can be programmed into analyzer unit or downloading different methods for various applications.
Onsite application	Sample concentration/enrichment for low concentration of effluents from people breath. Onsite analysis to identify the drug and its level on the person breath.
Analysis time	<20 sec fast screening or with front GC analysis 90 seconds
Sensitivity	Nanogram level
Alarm Notification	Audible and Visual if alarm threshold level is exceeded
Data Transfer Capability	Two USB ports, Ethernet port
System Dimensions	L x W x H = 15.7" x 15.4" x 13.4" (40 x 39 x 34 cm)
System Weight	37.5 lbs (approx. 17 kg)
Display	12.1" SVGA-TFT LCD, 800 x 600 pixels, Industrial Grade
Ionization Source	Ni-63 (15mCi)
Warm-up Time (Cold Start)	40 minutes
Operating Temp	0 to 40°C (32 to 104°F), 90% humidity
Power	110—240 VAC, 50/60 Hz
Packaging	Custom fix protective transport case with handle and wheels
Consumable and Routine Maintenance items	Performance Verification Pen Sample Card
Certifications	CE certification (EMI and Safety)
Printer (optional)	External thermal printer for result printing

TeknoScan Systems Inc.
 East 50-A Caldari Road,
 Vaughan, ON L4K 4N8
 Tel: 905-532-9550
 Fax: 905-532-9551
 E-mail: info@teknoscan.com
 Website: www.teknoscan.com

TeknoScan
 SYSTEMS